



**OUR
STORY
IN
PAINT...**



**...FROM
BEGINNINGS
TO THE
PRESENT DAY**

OUR MURAL



This mural brings new life and energy into our workspace while celebrating The Expanded metal Company's long-standing connection to Hartlepool. Created in 2025, it was born from a desire to make something lasting, a piece that reflects pride in our heritage, recognises our people and inspires future generations.

Through colour, creativity and storytelling, the mural transforms the factory wall into a visual timeline of progress, from the early days of industry to the modern working environment. Every part of the design represents the shared history between the company, its workforce and the place we have called home since 1889.

At 53 metres long and 2.5 metres high, the mural is a true showstopper.



THE CREATORS

Grimesz Lockwood and Lily Rose Cockfield have brought The Expanded Metal Company's story to life with imagination, skill and a genuine passion for what they do. Together, they've transformed the corridor wall into a journey through time, from Hartlepool's industrial roots to today's modern workplace, reflecting how our company continues to grow within that story.

Their designs blend local history, familiar landmarks and factory inspired details to create a mural that feels personal yet powerful. Every scene includes something recognisable, whether it's a nod to Hartlepool's past or a detail from everyday life in our factory. Grimes and Lily Rose have created more than artwork, they've captured the pride, heritage and energy that define who we are and where we're going.



THE WAGGA

The first part of the mural begins with Hartlepool's industrial skyline in the 1800's, set against a vivid Wagga sunset. Wagga was the name locals gave to the red and orange glow that once lit the night sky above the town's steelworks and slag heaps, a past symbol of Hartlepool's industrial strength.

Factories, chimneys and steelworks form a dark silhouette as bridges and rooftops stretch across the foreground. Bold orange and yellow tones rise into the sky, blending into deep blues and reds below. This opening scene captures the heat, energy and progress that shaped both Hartlepool's landscape and The Expanded Metal Company's early foundations.





OLD HARTLEPOOL & HEADLAND DOCK

This part of the mural shows an early dockside view of Hartlepool's Headland, capturing the town's maritime character. Two figures dressed in naval uniform are painted as monkeys, a playful reference to Hartlepool's well known monkey hanger story. The HMS Trincomalee sails into the scene, framed by the harbour and surrounding industrial buildings. A glowing sunset fills the sky, softening the landscape and adding a sense of hope and warmth against heavy industry. The HMS Trincomalee still sits in the marina today, standing as a proud reminder of the town's naval history.

Across this and the following scenes, a series of evolving characters appear throughout the mural. Beginning with the monkey figures, they transform into early humans, wartime workers, women and finally modern-day technicians. Each passes an inscribed tool to the next, symbolising how learning and skill are carried forward through generations.





MADE IN THE NORTH EAST

THE EXPANDED MENTAL

DANGER

FOR REVERSE

EX MESH

AUTOMAN

Filtration

10

RHO DES 400

EXCELLENCE

VALUE

KNO

TRUST



MACHINE PATTERNS

This scene features bold, colourful patterns inspired by manufacturing, machinery and mill signage. The designs mirror real components from the premises, with repeating shapes and markings that replicate parts of the machines. Different colours are used throughout to add movement and energy, while hidden messages such as including The Expanded Metal Company's values and the centres of excellence's are woven into the artwork.

These elements create a striking visual link between the factory environment and the mural itself.





THE WESLEY CHAPEL

This part of the mural features The Wesley, once a Methodist church in 1901 and later a well-known nightclub. It's shown as a landmark many colleagues remember, with some even having frequented the nightclub in its day, linking the artwork to shared local memories.

A tram appears in the scene to mark the past, while the characters continue to move through time in changing workwear. Together, these elements show how Hartlepool and its workforce have evolved across generations.





THE OLD PIER

Set against the backdrop of Hartlepool's old pier, this scene captures a moment from the early 1900s. Soldiers march towards war, representing the men who left their industrial jobs to serve during the First World War.

Beside them, a woman in factory workwear carries tools and equipment, reflecting how women stepped into engineering and manufacturing roles at home.

The composition shows how the balance of the workforce shifted during wartime and how women continued to play a vital role in industry in the years that followed.







THE POT HOUSE PUB

Set inside The Pot House, a well-known local pub, this scene brings the characters together to represent a more modern era. It reflects the friendships and shared memories that continue beyond the working day, while also quietly honouring some of those who are no longer with us.

Among the group are recognisable names, from our original patentee to long-serving employees, key figures in today's business and those who made their mark over the years. Details such as the Pub Quiz Hall of Fame and personalised shirts add warmth and familiarity, celebrating the people who have shaped The Expanded Metal Company's story across generations.






MODERN HARTLEPOOL

As the mural moves into modern-day Hartlepool, three key locations are shown. Ward Jackson Park, the Marina and the Headland, each reflecting the town's pride and identity.

Ward Jackson Park features the Bandstand, Ornamental Fountain, Clock Tower and the Heroism of a Silent Gun war memorial, with poppies marking the 80th anniversary of VE Day in May 2025. The design then flows into the Marina, with the Wishing Monkey statue, Hartlepool Stag and some current recognisable places like Wallis & Co, Black Olive and Rosie's.

The final scene captures the Headland with colourful houses, the coastline and the Andy Capp statue, a tribute to Hartlepool's humour and heritage. Overlaid on the mural is a tired worker followed by two cheerful colleagues in a future scene, symbolising how workplace culture continues to evolve.



8103
554

WORK IN PROGRESS

5



ANTI-SLIP SURFACE



STOP

THE EXTENDED
METAL COMPANY



MINIMAL WASTE
MAXIMUM
EFFICIENCY

FABRICA



ME SHSP TV



EXIT

ON
OFF

DANGER!
Wheels Reversing

AUTO
MAN

UP

DANGER
HIGH
VOLTAGE

ADMIN LINE RECOILER
FED FROM
ISOLATOR DR 65A1511

400 WATTS



SPEED

NOTION

EM


FOR REVE

DRAINAGE

LIGHT


AIR

VISIB




712
665

HD1



MESH PATTERNS

This part of the mural features a bold pattern made up of shapes, symbols and markings inspired by the factory environment. Machine parts, numbers and codes used by workers every day are reimagined through vibrant colours and playful design. By transforming these familiar details into art, the scene connects directly with those who work in the space and celebrates the creativity found within the factory itself.







WORKER ADVANCEMENT

This section shows two people walking side by side through a factory setting surrounded by machinery and gears, marking the transition into the modern-day scene.

One carries a spanner, symbolising the knowledge and skills passed down through generations, while their shared stride represents solidarity, progress, equality and empowerment across everyone in the business.





Fire
exit



Danger

Stop. Look. Listen.
Beware of vehicles

THE HEART OF PRODUCTION

This section of the mural highlights the machinery that powers The Expanded Metal Company, from decades-old equipment that continues to perform, to the latest technology driving production today. Among the scene is our collaborative robot, shown as a mechanical arm in motion, representing how people and machines now work side by side.

Painted in bold blues and greens inspired by our actual factory machines, the mural features control panels, moving parts and sparks of energy that capture the rhythm and movement of manufacturing.





TO THE FUTURE

This final scene shows three figures gathered around a large blueprint labelled Future, Est. 1889, marking the year The Expanded Metal Company was founded. They stand against a colourful industrial backdrop with a glowing lightbulb overhead, representing fresh ideas and continued growth.

The characters could reflect anyone within the business, symbolising how every person plays a part in driving The Expanded Metal Company forward. Together, they represent collaboration, progress and a shared commitment to keeping the company moving confidently into the future.

The mural ends where the future begins, a reminder that progress never stands still. Every scene, every detail, and every face within it reflects the people who keep The Expanded Metal Company moving forward. It's not just a record of where we've come from, but a celebration of what we continue to build together.





A MESSAGE FROM THE CREATORS

As creatives, we were thrilled to transform The Expanded Metal Company's workplace into something vibrant and inspiring. Through workshops and collaboration, we involved employees in shaping the design, creating a sense of ownership and community.


The mural spans the factory wall as a visual timeline of the company and Hartlepool's history, blending research, creativity, and teamwork. Every detail was thoughtfully crafted to turn a dull space into a colourful, engaging environment that boosts morale and wellbeing.

We're so grateful to everyone at EMC for their support and for giving us the freedom to bring this vision to life.

”

GRIMESZ LOCKWOOD

LILY ROSE COCKFIELD





THE EXPANDED
METAL COMPANY